

Scaled data based on original data using
LM-79-08 Approved Method: Electrical and Photometric Measurements of Solid-
State Lighting Products

Test Report Prepared for
Cooper Lighting Solutions
(formerly Eaton)

Brand: INVUE

Report Number: P173663

Luminaire Tested: **ENT-FXX-LED-E1-SLL-7060-CWB**

Issue Date: 03/03/2020

Test Information

Test Method: LM-79-08
Report Number: P173663
REPORT IS SCALED FROM IESNA LM-79-08 TEST DATA (P33647)
Test Lab: INNOVATION CENTER-P3
Issue Date: 03/03/2020
Manufacturer: COOPER LIGHTING SOLUTIONS (FORMERLY EATON)
Product Line: INVUE
Catalog Number: ENT-FXX-LED-E1-SLL-7060-CWB
Description: ENTRI LED LUMINAIRE, EMERGENCY MODE
LIGHTBARS WITH AccuLED OPTICS - 90° SPILL LIGHT ELIMINATOR LEFT
Light Source: (14) 5700K CCT, 70 CRI LEDs
Ballast/Driver: -

Summary

Lumens per Lamp: N/A
Luminaire Lumens: 1335.4 lumens
Efficiency: N/A
Efficacy: 242.8 lumens/watt
Luminous Opening: Rectangular (W 1' x L: 0.33' x H: 0')
IES Classification: Type IV - Short - Non-Cutoff
BUG Rating: B0 - U0 - G1

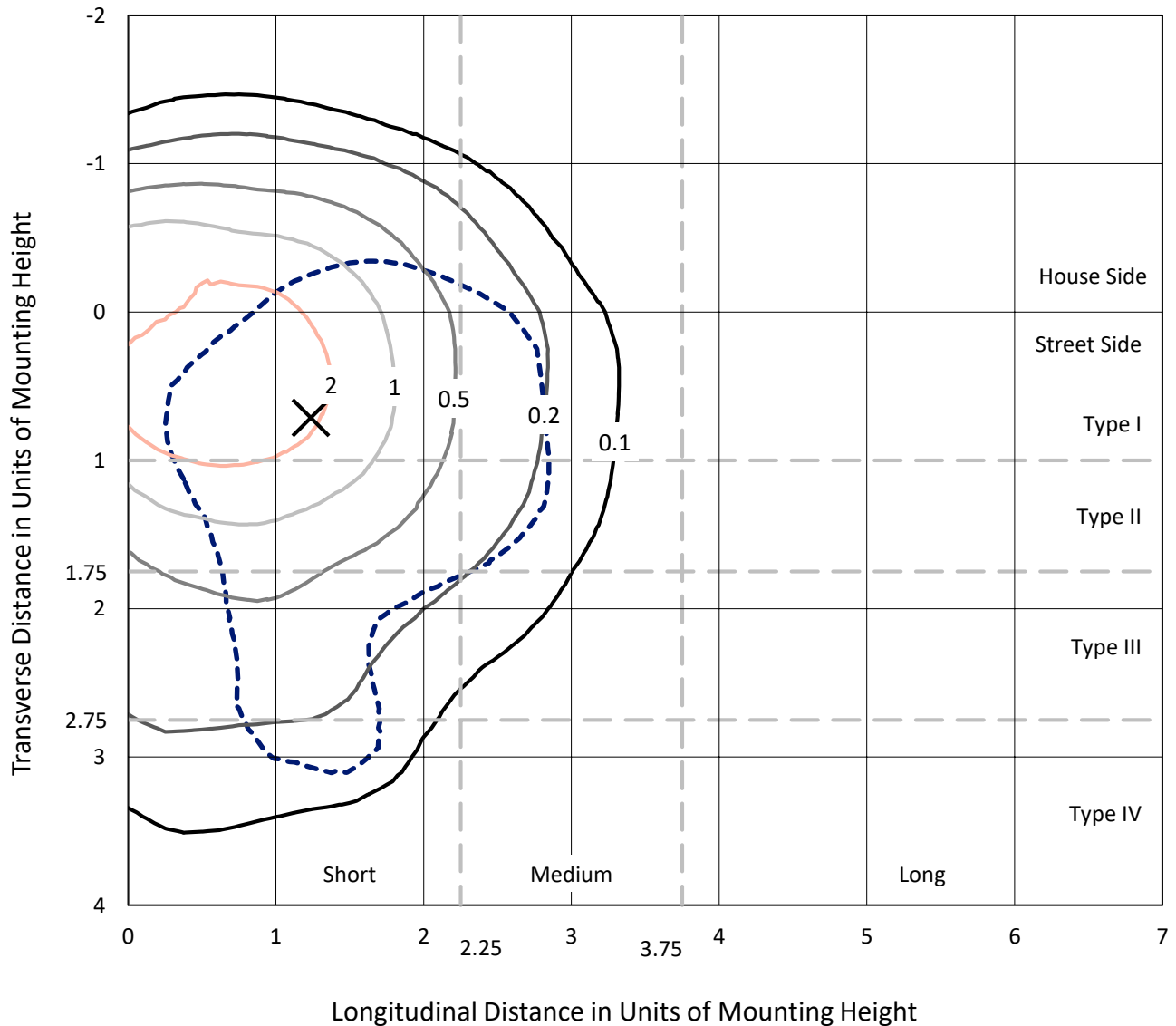
Input Watts (W): 5.5
Input Voltage (V): NR
Input Current (Ain): NR
Voltage Rise (V): NR
Power Factor: NR
Total Harmonic Distortion (THDi): NR
Frequency (hertz): 60
Stabilization Time: NR
Operation Time: NR
Ambient Temperature (°C): NR
Test Distance: 25 FT



REPORT NUMBER: P173663
 CATALOG NUMBER: ENT-FXX-LED-E1-SLL-7060-CWB

Iso-Footcandle Lines of Horizontal Illumination

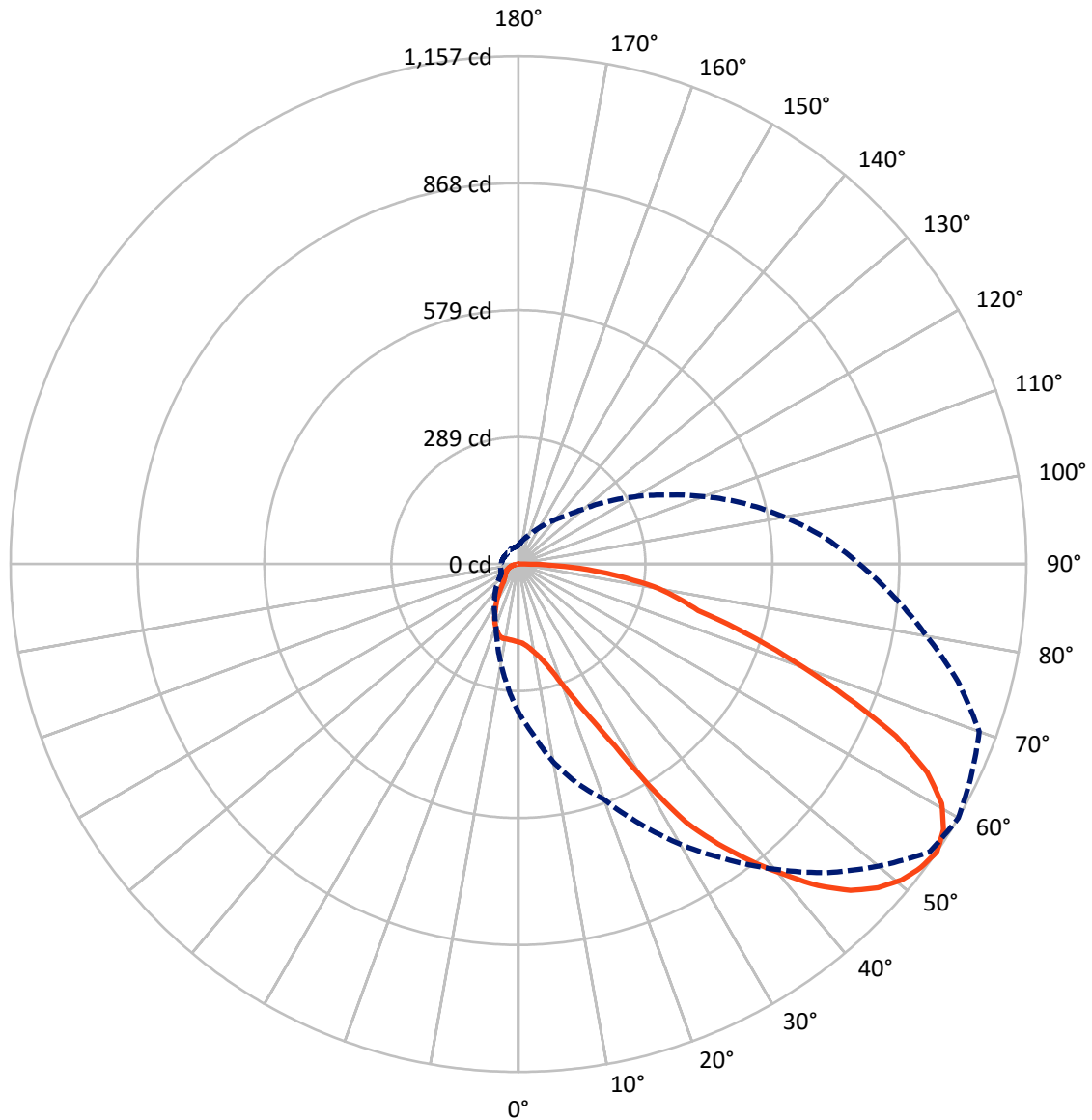
✕ Max cd
 - - - 1/2 Max cd



Based on 10 foot mounting height. Maximum calculated value = 4.3 fc
 Type IV - Short - Non-Cutoff

REPORT NUMBER: P173663
CATALOG NUMBER: ENT-FXX-LED-E1-SLL-7060-CWB

Luminous Intensity Polar Plot



— Vertical Plane Through 60-Deg Lateral - - - Horizontal Cone Through 55-Deg Vertical

REPORT NUMBER: P173663

CATALOG NUMBER: ENT-FXX-LED-E1-SLL-7060-CWB

FLUX DISTRIBUTION:

		Downward	Upward	Total
House Side	Lumens	333.8	0.0	333.8
	% Fixture	25.0	0.0	25.0
Street Side	Lumens	1001.6	0.0	1001.6
	% Fixture	75.0	0.0	75.0
Total	Lumens	1335.4	0.0	1335.4
	% Fixture	100.0	0.0	100.0

Coefficient of Utilization

ZONAL LUMENS:

Zone	Lumens	% Fixture
0°-10°	17.5	1.3
10°-20°	57.6	4.3
20°-30°	111.8	8.4
30°-40°	175.7	13.2
40°-50°	234.9	17.6
50°-60°	275.6	20.6
60°-70°	261.5	19.6
70°-80°	157.8	11.8
80°-90°	42.8	3.2
90°-100°	0.0	0.0
100°-110°	0.0	0.0
110°-120°	0.0	0.0
120°-130°	0.0	0.0
130°-140°	0.0	0.0
140°-150°	0.0	0.0
150°-160°	0.0	0.0
160°-170°	0.0	0.0
170°-180°	0.0	0.0
0°-90°	1335.4	100.0
0°-180°	1335.4	100.0



REPORT NUMBER: P173663

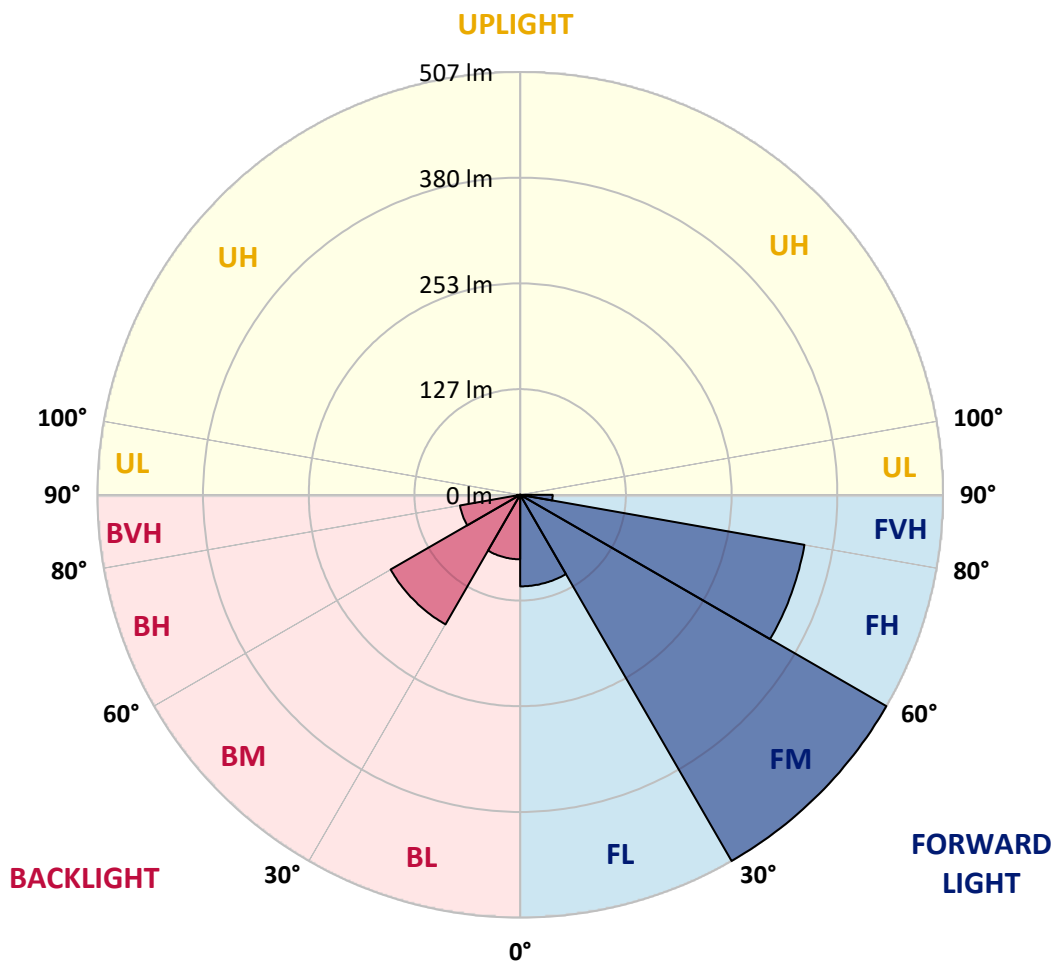
CATALOG NUMBER: ENT-FXX-LED-E1-SLL-7060-CWB

LUMINAIRE CLASSIFICATION SYSTEM LUMEN TABLE AND BUG RATING:

Zone		Lumens	% Fixture	Zone Rating/Lumen Limit		
				B	U	G
FL	(0°-30°)	109.7	8.2			
FM	(30°-60°)	506.9	38.0			
FH	(60°-80°)	346.0	25.9			G0/660
FVH	(80°-90°)	38.9	2.9			G1/100
BL	(0°-30°)	77.2	5.8	B0/110		
BM	(30°-60°)	179.4	13.4	B0/220		
BH	(60°-80°)	73.3	5.5	B0/110		G0/110
BVH	(80°-90°)	3.9	0.3			G0/10
UL	(90°-100°)	0.0	0.0		U0/0	
UH	(100°-180°)	0.0	0.0		U0/0	

BUG Rating: B0-U0-G1

Type IV Short





REPORT NUMBER: P173663
 CATALOG NUMBER: ENT-FXX-LED-E1-SLL-7060-CWB

CANDELA DISTRIBUTION (FULL):

	0°	5°	10°	15°	20°	25°	30°	35°	40°	45°	50°
0°	178.0	178.0	178.0	178.0	178.0	178.0	178.0	178.0	178.0	178.0	178.0
2.5°	181.8	181.6	181.8	181.6	181.6	181.6	181.8	181.6	180.7	180.7	181.0
5°	186.2	186.2	186.2	186.5	186.5	186.8	187.3	186.8	186.5	187.8	186.8
7.5°	191.4	191.4	192.3	192.5	193.4	193.4	194.5	194.2	195.3	196.1	195.3
10°	199.4	198.6	200.5	200.5	202.7	202.9	204.0	204.3	206.2	207.9	206.5
12.5°	210.9	211.4	214.8	215.3	218.0	218.0	218.0	219.1	220.5	221.6	220.2
15°	231.5	232.6	237.0	237.2	241.9	240.0	242.2	242.4	242.2	243.0	241.1
17.5°	258.1	261.1	267.4	268.8	271.0	274.8	274.8	274.3	275.6	276.5	271.2
20°	290.7	295.9	303.0	305.8	311.8	318.4	318.1	317.0	317.3	315.1	309.4
22.5°	327.5	339.2	351.1	355.4	359.8	368.1	373.3	371.6	373.0	368.1	362.8
25°	369.4	388.6	406.5	413.0	428.9	443.5	445.7	444.6	438.5	433.9	428.7
27.5°	395.2	420.4	444.8	461.6	488.7	512.0	516.7	524.4	526.3	530.1	517.5
30°	400.7	432.2	462.7	488.2	520.8	548.5	579.2	602.0	617.3	629.4	621.2
32.5°	404.5	440.2	473.9	506.0	532.9	573.2	611.8	645.6	690.6	707.0	722.6
35°	405.6	446.5	484.6	520.8	555.6	595.7	637.1	674.1	735.0	783.8	817.3
37.5°	404.0	451.1	495.8	540.0	581.4	625.6	669.2	705.4	764.6	827.7	872.7
40°	397.4	449.5	500.5	550.1	600.3	654.9	704.8	744.0	799.4	874.0	933.8
42.5°	388.9	442.6	498.9	553.4	609.9	674.1	734.5	782.2	843.3	918.7	986.8
45°	378.2	434.1	492.3	549.9	610.7	682.1	750.9	812.1	877.0	961.0	1026.5
47.5°	365.0	422.1	483.5	541.9	605.3	682.3	758.6	828.5	899.8	990.0	1060.8
50°	352.7	409.5	473.6	531.2	594.8	675.5	757.8	835.9	913.8	1007.1	1081.4
52.5°	343.1	398.7	465.1	522.7	582.8	664.2	749.5	832.4	916.0	1009.2	1085.2
55°	337.1	390.0	458.0	517.0	570.7	652.2	736.9	820.0	907.8	994.7	1070.9
57.5°	337.9	388.4	453.9	515.9	562.0	641.8	722.6	802.4	882.3	965.1	1043.8
60°	346.4	391.9	451.7	508.2	567.4	642.8	716.4	783.0	846.9	923.1	996.6
62.5°	367.8	407.0	455.2	513.4	578.7	653.3	712.2	752.8	791.0	867.2	942.1
65°	408.4	442.4	481.0	532.0	595.9	667.8	695.5	703.7	728.1	800.8	875.1
67.5°	448.1	488.4	510.4	543.0	602.8	671.9	675.5	640.1	639.6	710.3	764.1
70°	486.5	544.9	553.7	571.8	612.7	667.5	654.6	586.3	555.3	565.0	596.2
72.5°	461.3	548.8	555.1	560.6	585.0	636.0	621.2	529.0	459.6	447.3	482.7
75°	352.1	463.2	478.0	468.4	481.9	520.8	518.1	445.9	422.3	430.6	444.3
77.5°	253.4	357.1	389.2	357.9	354.3	379.6	372.4	378.5	423.2	435.2	431.9
80°	147.0	226.8	272.6	242.7	232.0	247.9	275.9	318.1	367.0	393.0	397.9
82.5°	91.9	133.8	182.1	170.6	156.1	184.0	227.3	257.0	281.1	305.0	306.3
85°	39.8	57.3	88.9	93.2	115.5	140.4	175.0	183.5	209.8	228.2	212.3
87.5°	1.4	1.4	21.4	31.8	56.5	101.5	137.4	122.9	124.5	109.1	101.8
90°	0.0	0.0	0.0	0.0	0.0	0.0	0.0	0.0	0.0	0.0	0.0



REPORT NUMBER: P173663
 CATALOG NUMBER: ENT-FXX-LED-E1-SLL-7060-CWB

CANDELA DISTRIBUTION (continued):

	55°	60°	65°	70°	75°	80°	85°	90°	95°	100°	105°
0°	178.0	178.0	178.0	178.0	178.0	178.0	178.0	178.0	178.0	178.0	178.0
2.5°	181.0	180.5	180.7	179.9	179.9	180.2	180.2	179.4	179.4	179.4	179.1
5°	187.3	186.8	186.5	185.9	185.1	185.7	184.8	184.3	183.5	183.2	182.4
7.5°	195.6	194.7	194.5	193.1	192.0	191.4	190.9	188.9	188.1	187.6	186.5
10°	205.1	205.1	204.6	201.8	201.0	199.1	197.2	195.0	193.4	190.9	189.5
12.5°	217.5	218.3	216.4	213.9	212.0	208.1	204.6	201.6	198.3	194.7	192.5
15°	235.9	236.4	232.6	230.4	227.3	223.0	217.5	212.5	207.6	202.7	198.6
17.5°	263.0	262.2	256.7	254.5	249.3	241.9	234.5	227.9	220.5	213.7	208.4
20°	302.2	298.9	284.7	283.8	277.3	266.8	256.2	246.5	236.7	227.9	219.1
22.5°	350.0	342.5	332.1	320.3	307.7	296.2	283.6	270.1	257.8	246.8	237.2
25°	412.2	395.7	386.2	370.3	359.3	339.0	321.4	310.7	294.0	281.4	269.0
27.5°	495.3	469.2	455.2	438.0	413.6	399.3	375.4	354.9	337.1	316.2	302.5
30°	603.1	583.9	548.8	524.7	490.9	456.3	427.0	400.1	376.8	351.9	331.6
32.5°	713.9	701.8	660.7	615.7	564.4	513.7	470.6	437.4	407.0	379.0	355.7
35°	807.9	783.0	742.7	695.5	629.7	571.0	516.4	474.2	436.3	401.5	372.2
37.5°	868.6	857.6	816.7	763.2	691.1	627.8	571.3	521.4	474.2	428.7	390.8
40°	936.0	929.7	895.4	829.9	763.2	685.6	621.2	568.5	517.8	463.5	413.8
42.5°	996.3	1002.1	967.0	909.4	832.4	744.9	676.3	617.9	560.0	504.6	447.3
45°	1050.4	1060.8	1035.0	981.5	897.1	801.4	729.8	666.1	603.1	542.5	478.6
47.5°	1091.0	1102.2	1080.6	1038.6	950.6	848.5	776.7	705.4	639.3	569.6	501.9
50°	1125.0	1131.5	1115.1	1078.4	993.9	894.3	814.3	739.4	666.1	591.0	517.0
52.5°	1144.7	1148.6	1132.4	1105.8	1026.8	928.4	843.6	763.0	685.1	605.8	526.8
55°	1143.6	1157.1	1138.7	1117.3	1036.9	944.5	858.9	776.4	699.1	615.4	532.6
57.5°	1122.2	1142.0	1133.5	1106.9	1028.4	943.4	861.1	784.1	708.1	618.7	529.9
60°	1081.1	1108.2	1114.3	1076.4	994.4	913.3	840.3	775.3	699.6	604.2	513.1
62.5°	1023.0	1044.9	1060.5	1009.0	927.8	850.7	793.7	742.4	665.3	561.1	478.6
65°	935.2	945.4	949.7	902.0	822.5	771.2	733.9	689.7	604.2	500.0	425.1
67.5°	804.6	803.3	807.7	785.4	726.8	699.9	675.2	627.2	527.4	430.0	355.4
70°	639.8	668.3	692.5	668.9	632.4	605.5	585.0	528.2	421.2	332.1	270.1
72.5°	520.8	544.1	557.3	536.7	501.3	482.1	455.0	398.5	296.5	236.1	185.4
75°	439.9	422.9	430.9	417.9	385.3	357.6	342.0	279.7	194.5	156.3	115.5
77.5°	397.4	370.3	353.0	325.3	288.0	256.4	240.5	173.9	122.6	92.1	66.6
80°	351.3	313.8	268.8	224.1	192.0	172.5	161.5	99.3	67.5	53.5	38.4
82.5°	267.1	231.7	188.1	155.8	128.1	111.6	99.0	56.8	38.1	28.2	22.0
85°	171.1	157.7	144.0	128.1	107.2	86.1	66.4	41.4	28.0	16.2	12.1
87.5°	82.6	68.6	68.0	62.8	59.8	47.2	28.0	9.6	6.0	5.2	3.3
90°	0.0	0.0	0.0	0.0	0.0	0.0	0.0	0.0	0.0	0.0	0.0



REPORT NUMBER: P173663
 CATALOG NUMBER: ENT-FXX-LED-E1-SLL-7060-CWB

CANDELA DISTRIBUTION (continued):

	110°	115°	120°	125°	130°	135°	140°	145°	150°	155°	160°
0°	178.0	178.0	178.0	178.0	178.0	178.0	178.0	178.0	178.0	178.0	178.0
2.5°	178.5	178.3	177.7	177.7	177.5	177.2	176.9	176.9	177.2	176.6	176.4
5°	181.6	181.3	180.5	180.2	179.9	179.4	179.4	179.1	179.1	178.5	178.3
7.5°	185.1	184.6	184.0	183.7	182.9	182.9	182.9	183.5	183.5	183.5	183.7
10°	188.7	187.3	186.8	186.8	186.5	186.8	187.6	188.1	188.9	189.5	190.0
12.5°	190.6	189.2	188.7	188.1	188.9	188.9	190.3	192.0	193.4	194.7	195.3
15°	195.6	193.1	192.0	190.6	190.6	190.6	192.0	193.4	195.0	196.7	196.9
17.5°	204.0	199.7	197.5	194.5	193.6	192.5	192.5	193.1	194.2	195.6	195.6
20°	212.5	208.1	204.6	201.3	199.1	196.1	193.9	192.0	191.1	191.7	191.7
22.5°	227.9	222.7	218.3	212.8	207.9	204.0	198.6	193.9	190.3	189.2	188.4
25°	255.6	248.2	240.8	232.6	227.1	220.0	212.3	204.6	197.5	192.5	188.1
27.5°	286.3	276.2	265.5	252.6	243.8	233.1	223.0	212.0	203.2	195.8	187.8
30°	315.7	296.7	281.4	265.2	250.9	236.4	223.8	210.9	201.3	192.5	182.9
32.5°	330.2	307.7	286.9	266.6	249.3	232.6	218.9	204.3	194.2	184.3	172.8
35°	340.3	313.5	288.5	264.9	245.4	227.1	211.4	196.4	184.3	173.1	159.9
37.5°	353.0	319.2	289.9	263.5	240.8	220.0	202.4	185.4	171.7	159.6	145.9
40°	369.4	328.0	291.5	259.7	233.7	210.1	192.0	173.6	159.1	146.2	133.6
42.5°	392.2	340.1	293.5	255.1	225.7	201.0	182.4	164.5	149.2	135.5	122.9
45°	414.7	354.1	298.4	253.7	220.5	195.3	175.5	156.6	140.4	125.9	111.3
47.5°	431.4	364.5	303.6	254.5	217.5	189.2	168.1	147.0	128.9	113.0	98.2
50°	442.1	371.1	308.3	256.7	214.8	181.3	156.3	134.9	116.3	100.7	85.8
52.5°	447.6	373.0	309.9	255.9	207.6	168.7	143.7	123.1	105.3	89.9	76.8
55°	449.2	371.1	306.3	248.2	195.3	156.1	132.2	112.7	95.4	80.9	69.1
57.5°	443.5	362.8	293.7	232.6	178.8	144.0	119.9	100.9	84.5	71.6	60.9
60°	424.8	343.9	271.5	208.1	160.4	127.8	103.7	85.0	71.6	60.3	52.9
62.5°	390.8	311.8	241.3	177.7	135.2	105.6	82.8	66.6	55.7	47.7	43.9
65°	348.3	267.9	196.1	141.2	103.4	78.7	59.5	48.8	41.2	36.5	34.5
67.5°	284.7	209.5	146.7	100.7	71.3	53.5	40.3	34.5	31.3	29.9	29.3
70°	204.9	145.4	97.1	65.3	46.4	36.5	29.3	26.9	25.5	25.5	25.8
72.5°	134.9	89.7	59.2	41.7	32.9	27.4	23.9	22.8	22.8	23.3	23.6
75°	79.0	52.1	36.5	30.4	26.1	23.1	21.1	20.3	20.3	20.6	20.6
77.5°	46.6	32.1	26.1	23.1	21.1	19.7	18.6	17.5	17.3	17.3	18.1
80°	28.8	22.8	20.3	18.4	17.0	15.9	14.8	14.8	14.8	14.5	15.1
82.5°	18.6	16.2	15.9	15.3	13.7	12.6	11.5	11.5	12.1	11.5	11.8
85°	11.2	10.7	10.4	10.4	9.9	9.3	8.5	8.5	9.3	9.1	8.0
87.5°	3.0	2.8	3.6	3.3	3.9	3.9	3.9	4.4	5.8	7.4	5.5
90°	0.0	0.0	0.0	0.0	0.0	0.0	0.0	0.0	0.0	0.0	0.0



REPORT NUMBER: P173663

CATALOG NUMBER: ENT-FXX-LED-E1-SLL-7060-CWB

CANDELA DISTRIBUTION (continued):

	165°	170°	175°	180°	185°	190°	195°	200°	205°	210°	215°
0°	178.0	178.0	178.0	178.0	178.0	178.0	178.0	178.0	178.0	178.0	178.0
2.5°	176.1	176.4	175.8	175.5	175.8	176.1	175.3	175.0	174.7	174.4	174.7
5°	178.0	178.0	177.2	176.6	176.6	176.4	175.5	175.3	174.2	173.9	174.7
7.5°	183.5	183.2	182.4	181.6	181.3	181.3	179.4	178.5	178.0	176.4	176.6
10°	189.8	189.8	190.0	188.9	187.6	187.3	185.1	183.7	182.9	181.6	181.0
12.5°	194.7	193.9	193.6	192.0	190.6	190.0	188.1	187.0	185.9	184.6	184.3
15°	196.4	194.7	193.6	191.7	190.0	188.9	187.3	186.2	184.8	184.0	183.5
17.5°	194.7	193.1	191.4	189.2	187.0	185.7	183.7	182.1	181.6	180.5	178.8
20°	191.1	189.2	187.3	184.6	182.1	180.2	178.0	176.6	175.0	173.3	170.0
22.5°	186.8	184.6	182.7	179.1	176.6	174.4	172.0	169.7	167.8	164.5	159.6
25°	183.7	179.1	175.8	170.8	168.1	165.4	164.3	162.1	159.4	153.6	147.5
27.5°	179.4	170.8	164.8	159.9	156.1	152.8	150.8	148.4	145.6	140.2	133.8
30°	172.0	162.1	156.3	151.1	146.7	143.2	139.6	134.9	131.4	125.1	120.7
32.5°	160.7	152.5	147.3	142.3	136.6	131.9	127.5	122.0	116.8	110.5	106.7
35°	148.1	140.7	134.1	128.9	122.9	118.2	113.5	107.2	102.3	96.5	93.0
37.5°	134.9	127.0	119.3	113.3	107.8	102.6	98.5	92.4	87.2	81.7	79.8
40°	123.1	114.1	105.9	99.8	93.8	88.6	84.2	77.9	73.5	69.7	67.5
42.5°	111.6	102.0	94.3	88.0	82.0	76.5	70.7	65.8	62.0	60.3	57.3
45°	98.7	88.9	81.5	74.6	69.7	63.9	59.5	56.2	53.7	52.4	50.5
47.5°	85.6	77.3	69.7	63.4	57.3	52.4	49.6	48.0	47.2	46.1	45.3
50°	74.9	67.7	60.1	54.0	48.5	45.0	43.6	42.8	42.2	41.7	41.4
52.5°	67.5	59.8	52.9	47.2	43.1	41.2	40.6	40.0	39.5	39.2	38.9
55°	61.7	54.0	47.7	42.8	39.8	39.2	38.9	38.4	37.8	37.8	37.3
57.5°	54.8	48.3	42.8	39.2	37.6	37.3	37.0	36.7	36.5	36.5	36.2
60°	47.7	42.8	39.2	36.7	36.2	35.6	35.1	34.5	34.3	34.8	35.1
62.5°	40.6	37.6	35.4	34.5	34.0	33.2	32.6	32.1	32.1	32.6	33.4
65°	33.7	32.6	32.1	31.5	31.3	31.0	30.4	29.9	29.9	29.9	30.4
67.5°	29.1	28.5	28.5	28.2	28.0	28.0	27.4	26.9	26.9	26.9	26.9
70°	25.5	25.8	25.8	25.8	25.5	25.2	25.0	24.4	24.1	23.6	23.1
72.5°	23.6	23.3	23.1	22.8	22.5	22.2	22.0	21.7	21.1	20.6	20.0
75°	21.1	20.6	19.7	19.5	19.2	18.6	18.6	18.4	17.8	17.0	16.4
77.5°	18.4	17.8	17.0	16.4	16.4	16.2	15.6	15.3	14.5	13.7	13.2
80°	14.8	14.0	13.2	12.9	12.6	12.3	12.1	11.8	11.5	10.7	10.4
82.5°	11.0	10.1	9.3	9.1	8.8	8.2	8.0	8.0	8.0	7.1	6.6
85°	7.1	6.0	5.2	4.4	4.4	4.1	3.6	3.0	2.5	1.7	1.1
87.5°	3.6	1.9	1.1	0.3	0.3	0.3	0.0	0.0	0.0	0.0	0.0
90°	0.0	0.0	0.0	0.0	0.0	0.0	0.0	0.0	0.0	0.0	0.0



REPORT NUMBER: P173663

CATALOG NUMBER: ENT-FXX-LED-E1-SLL-7060-CWB

CANDELA DISTRIBUTION (continued):

	220°	225°	230°	235°	240°	245°	250°	255°	260°	265°	270°
0°	178.0	178.0	178.0	178.0	178.0	178.0	178.0	178.0	178.0	178.0	178.0
2.5°	174.7	174.4	174.7	175.0	176.1	176.6	176.9	176.9	177.2	177.7	178.0
5°	174.7	173.1	173.1	173.6	174.2	175.0	175.3	175.3	175.5	176.4	177.2
7.5°	175.5	174.2	173.3	173.1	173.3	173.9	173.9	173.9	174.2	175.0	175.8
10°	179.1	176.9	175.5	173.9	172.8	172.5	172.2	172.2	172.8	173.9	174.7
12.5°	182.1	179.6	177.5	175.3	173.1	171.7	170.6	170.0	170.3	171.4	173.1
15°	181.8	178.3	175.8	172.5	170.0	168.1	166.5	165.9	166.2	167.0	168.9
17.5°	176.1	172.0	168.7	165.1	162.4	161.0	160.2	159.9	160.4	162.1	163.7
20°	166.5	161.0	158.5	156.6	154.1	153.3	151.7	151.7	151.4	151.4	152.2
22.5°	154.1	148.9	147.3	146.2	143.7	141.8	139.9	139.6	137.7	138.0	137.7
25°	142.1	136.0	134.4	133.0	130.0	127.2	125.1	123.7	121.5	121.2	120.4
27.5°	128.6	123.4	121.5	119.3	115.7	113.0	110.2	108.3	106.4	104.5	103.9
30°	114.9	110.2	108.3	106.4	102.3	99.8	96.0	93.2	91.6	88.9	87.5
32.5°	101.8	97.4	95.4	93.2	88.6	83.9	81.2	77.9	75.4	71.8	70.2
35°	88.6	84.2	81.2	79.8	75.1	70.2	67.7	63.4	60.3	57.3	56.8
37.5°	76.0	71.8	69.7	66.6	63.1	59.2	55.1	52.6	51.3	50.7	50.5
40°	64.2	61.2	59.0	57.0	53.7	51.0	49.1	48.5	48.5	48.5	48.8
42.5°	55.7	52.9	51.8	49.4	47.7	46.9	46.9	47.2	47.4	48.0	48.5
45°	48.8	46.6	45.8	45.0	45.0	44.7	45.3	45.8	46.6	47.4	48.0
47.5°	43.9	42.2	41.7	42.0	42.5	42.8	43.9	44.7	45.5	46.1	46.6
50°	40.3	38.9	38.4	38.7	39.2	40.0	40.9	42.0	42.8	43.3	43.6
52.5°	38.1	37.0	36.5	36.5	37.3	38.1	39.2	40.0	40.9	41.2	41.7
55°	36.5	35.6	34.8	35.1	35.9	36.5	37.0	37.6	38.1	38.4	39.5
57.5°	35.4	34.3	33.7	34.0	34.3	33.7	34.3	34.8	35.4	35.9	36.5
60°	34.0	33.2	32.4	31.8	31.3	31.3	31.5	32.1	33.2	34.0	34.8
62.5°	32.6	31.5	30.7	29.9	29.1	28.8	29.1	29.6	30.7	31.8	32.4
65°	30.2	28.8	28.0	27.7	27.4	27.2	27.4	28.0	29.1	29.9	30.7
67.5°	26.6	25.5	25.2	25.0	24.7	25.0	25.2	25.8	26.9	27.7	28.5
70°	22.5	22.2	22.0	22.0	22.0	22.2	22.5	23.6	24.4	25.5	25.8
72.5°	18.9	18.6	18.4	18.9	18.9	18.9	19.5	20.9	22.0	23.1	23.6
75°	15.9	15.9	15.6	15.3	15.9	15.9	16.4	17.5	18.4	19.2	19.5
77.5°	13.2	12.9	12.6	12.6	12.9	12.9	12.9	13.4	14.0	14.0	14.0
80°	10.1	9.6	9.3	9.1	8.8	8.2	8.2	8.5	8.5	8.5	9.1
82.5°	5.8	5.5	4.4	3.6	3.6	3.3	3.0	3.0	3.0	3.6	3.9
85°	0.8	0.6	0.3	0.3	0.3	0.3	0.3	0.3	0.3	0.6	0.6
87.5°	0.0	0.0	0.0	0.3	0.3	0.3	0.6	0.6	0.6	0.8	0.8
90°	0.0	0.0	0.0	0.0	0.0	0.0	0.0	0.0	0.0	0.0	0.0



REPORT NUMBER: P173663
 CATALOG NUMBER: ENT-FXX-LED-E1-SLL-7060-CWB

REPORT N
 CATALOG

CANDELA DISTRIBUTION (continued):

CANDELA

	275°	280°	285°	290°	295°	300°	305°	310°	315°	320°	325°	
0°	178.0	178.0	178.0	178.0	178.0	178.0	178.0	178.0	178.0	178.0	178.0	0°
2.5°	177.7	178.3	178.3	178.8	178.8	179.1	179.6	179.6	180.2	180.2	180.7	2.5°
5°	177.2	177.7	178.0	178.8	179.4	179.9	180.7	181.0	182.1	182.7	183.2	5°
7.5°	176.4	177.5	178.0	179.1	180.2	181.0	182.1	182.9	184.3	185.1	185.9	7.5°
10°	175.5	177.2	178.3	180.2	181.6	182.9	184.8	185.7	186.8	188.7	190.0	10°
12.5°	174.7	176.4	178.3	180.2	183.5	185.4	187.8	190.0	191.4	194.2	196.4	12.5°
15°	170.6	172.2	175.0	177.7	180.7	184.8	187.8	192.0	195.6	200.2	204.0	15°
17.5°	164.5	166.2	168.4	170.8	174.2	178.0	183.2	188.4	193.9	201.8	209.5	17.5°
20°	153.0	153.6	155.8	158.5	162.1	166.5	172.5	179.1	187.0	197.5	208.4	20°
22.5°	136.9	136.6	137.7	140.7	144.5	148.4	155.0	162.4	171.4	184.3	200.2	22.5°
25°	118.5	119.6	118.8	122.3	125.9	131.1	137.4	145.4	155.5	170.8	187.8	25°
27.5°	101.5	102.3	103.4	105.0	108.0	113.5	120.4	129.2	141.0	157.4	176.9	27.5°
30°	85.3	85.0	85.8	87.2	89.7	96.0	102.3	113.3	125.1	142.3	164.0	30°
32.5°	68.6	68.3	68.6	69.9	73.2	77.9	85.6	95.4	109.1	126.2	149.2	32.5°
35°	56.2	55.4	56.2	58.1	60.1	63.9	71.3	80.9	93.2	110.0	130.0	35°
37.5°	50.7	50.7	51.6	52.9	54.8	57.9	63.1	69.9	80.9	97.1	114.1	37.5°
40°	49.1	49.4	49.9	51.0	52.9	55.7	59.5	65.6	74.0	86.4	100.9	40°
42.5°	48.8	48.8	48.8	49.4	51.0	53.7	58.1	63.6	70.7	79.5	91.9	42.5°
45°	48.3	48.0	48.0	48.0	49.4	52.4	57.0	63.1	69.7	77.3	86.9	45°
47.5°	46.9	46.6	46.6	46.6	47.7	50.5	55.1	62.0	69.1	77.3	86.9	47.5°
50°	43.9	44.2	44.2	44.4	45.3	48.0	52.9	60.1	68.0	77.1	88.0	50°
52.5°	42.0	42.5	42.8	43.3	43.9	46.4	51.6	59.5	68.0	77.9	89.7	52.5°
55°	40.0	41.2	42.0	42.5	43.1	45.3	51.3	60.3	70.2	81.7	94.6	55°
57.5°	37.0	38.1	38.9	40.3	41.7	44.2	50.5	60.6	72.9	87.2	103.4	57.5°
60°	35.4	35.9	36.2	37.0	37.8	40.9	47.7	58.7	72.1	89.7	111.1	60°
62.5°	33.2	33.7	34.3	34.5	34.8	36.7	42.5	54.0	68.0	86.9	112.4	62.5°
65°	31.3	31.8	32.6	32.9	33.4	34.5	38.4	47.7	61.4	81.7	108.3	65°
67.5°	29.1	29.9	30.4	30.7	31.5	32.1	34.8	42.2	52.6	72.4	98.2	67.5°
70°	26.6	27.7	28.0	28.5	29.1	29.3	31.5	36.2	43.9	57.6	82.0	70°
72.5°	24.1	24.7	25.0	25.5	26.1	26.6	28.0	31.3	36.2	44.2	59.5	72.5°
75°	20.3	21.1	21.7	22.0	22.5	22.8	23.3	25.5	28.5	34.0	42.2	75°
77.5°	15.1	15.9	16.7	17.5	18.1	18.1	18.6	19.7	21.4	25.2	30.2	77.5°
80°	9.6	10.4	11.0	11.5	11.8	12.6	13.2	15.1	15.6	18.4	21.4	80°
82.5°	4.4	5.2	5.5	6.0	6.9	7.4	7.7	8.2	9.6	11.0	13.2	82.5°
85°	0.8	0.8	0.8	1.1	1.1	1.7	1.7	2.2	2.8	3.0	3.6	85°
87.5°	0.8	1.1	1.1	1.1	1.4	1.4	1.4	1.4	1.7	1.7	1.7	87.5°
90°	0.0	0.0	0.0	0.0	0.0	0.0	0.0	0.0	0.0	0.0	0.0	90°



NUMBER: P173663

NUMBER: ENT-FXX-LED-E1-SLL-7060-CWB

DISTRIBUTION (continued):

330°	335°	340°	345°	350°	355°	360°
178.0	178.0	178.0	178.0	178.0	178.0	178.0
181.0	180.7	181.3	181.8	181.6	183.2	181.8
184.0	183.7	184.6	185.1	185.4	186.5	186.2
187.0	187.3	188.7	188.9	189.8	191.1	191.4
190.6	192.0	193.6	194.2	195.6	197.2	199.4
197.7	199.7	201.8	203.5	206.2	209.5	210.9
207.6	212.3	215.8	219.1	223.2	227.1	231.5
216.4	225.4	233.1	240.0	246.5	252.6	258.1
220.5	234.8	246.8	259.4	272.1	280.6	290.7
216.7	236.7	255.3	275.6	294.8	312.1	327.5
208.4	233.1	260.8	289.9	318.9	345.3	369.4
200.8	230.9	263.0	296.2	330.8	362.3	395.2
190.6	223.5	258.6	292.9	330.5	367.5	400.7
175.5	209.0	246.0	283.3	325.0	366.1	404.5
157.7	191.1	229.0	268.2	314.6	360.9	405.6
138.2	171.1	210.6	252.6	300.6	352.4	404.0
121.8	151.1	192.0	237.5	288.0	341.7	397.4
108.6	135.2	173.9	220.0	274.0	329.4	388.9
100.9	123.1	158.5	204.3	259.4	316.5	378.2
99.3	117.1	148.1	192.5	245.4	302.8	365.0
100.9	117.4	143.4	185.1	234.8	290.4	352.7
104.2	120.1	144.0	182.4	230.4	283.0	343.1
109.4	127.5	149.7	184.8	229.8	280.0	337.1
119.9	140.4	162.9	195.0	236.4	283.3	337.9
133.0	157.7	184.8	218.9	252.3	294.3	346.4
141.0	174.7	212.0	251.5	285.8	320.0	367.8
140.2	181.8	234.5	290.7	333.5	366.4	408.4
131.1	176.6	229.0	292.9	357.3	403.7	448.1
109.4	151.9	213.1	290.2	369.4	428.9	486.5
87.2	124.8	183.2	255.9	334.0	394.9	461.3
58.1	88.0	135.2	196.4	253.1	306.1	352.1
39.5	55.7	84.5	128.9	175.8	219.1	253.4
26.3	34.8	48.3	71.0	98.5	126.2	147.0
15.3	19.2	24.7	35.1	52.1	73.5	91.9
4.1	5.2	6.9	9.1	16.2	28.5	39.8
1.7	1.4	1.4	1.4	1.4	1.4	1.4
0.0	0.0	0.0	0.0	0.0	0.0	0.0

(END OF REPORT)